

DANMARKS NATIONALBANK

TIPS AND TRICKS TO FIONA ONLINE

Reporting of financial accounts to Danmarks Nationalbank



DANMARKS
NATIONALBANK

Overview of tips and tricks to FIONA Online

- Front page: News and relevant material is published here
- Change language between Danish and English
- Change company if you report for more than one
- Danish and English data punctuation
- Select draft (automatically or manually saved)
- Several persons work on the same draft
- Explanation to columns in mouse-over texts
- Select a code value from a list
- Insert and delete rows
- Copy rows from Excel to forms with grey fields
- Filter rows to show only selected entries
- Maintain column headings while scrolling down

Front page: New and relevant material is published here (at present only in Danish)

DANMARKS NATIONALBANK | **FIONA Online** | Robert Wederkinck, Testvirksomhed 2 FPY/... | Mine områder ▾ **Log ud**

Hjem | FIONA Online | Dokumenter | Meddelelser

Mine områder
[Om Ekstranet](#)
[Spørgsmål og svar](#)
[Kontakt](#)
[Medlemmer](#)
[Manuel Upload](#)

Forside

Seneste dokumenter

<input type="checkbox"/>	Type	Navn	Ændret
Der er ingen elementer at vise i denne visning af listen "Dokumenter".			

Seneste Meddelelser

Meddelelsesetitel	Forfatter	Date
Velkommen til arbejdsområdet	Systemkonto	06-01-2012

Om Området
 FIONA Online samarbejdsområde

Links
 Der er i øjeblikket ingen links

Change language between Danish and English (default: Danish)



FIONA Online

Robert Wederkinck, Testvirksomhed 2 FPY/... | Mine områder ▾ **Log ud**

[Lukket område](#) | [Indberetninger](#) | [Beskeder](#) | [Ny besked](#) | [Gem alle Fejl som fil](#) | [Skift virksomhed](#) | **In English** | [Hjælp](#)

Indberetningsoversigt for Testvirksomhed 1 FPM/BPM6 (12345678)

ERHVM/FPM

Send/Slet	Periode	Løbenr.	Status	Sidst redigeret	Sidst redigeret af
•	201209	Kladde		03-01-2013 16:29	Birthe
	201207	4,0000	Godkendt		
	201208	1,0000	Godkendt		
	201211	7,0002	Godkendt		

[Send kladde\(r\)](#) | [Slet kladde\(r\)](#) | [Opret kladde...](#) | [Print](#) | [Refresh](#)



Change company if you report for more than one - 1

Select in the right hand side of the bar "Change company"



FIONA Online

Britta Gaarde, Testvirksomhed 2 FPY/BPM6... | Mine områder ▾ **Log ud**

Secured area | Reports | Messages | New message | Save all errors as an xml file | **Change company** | På dansk | Help

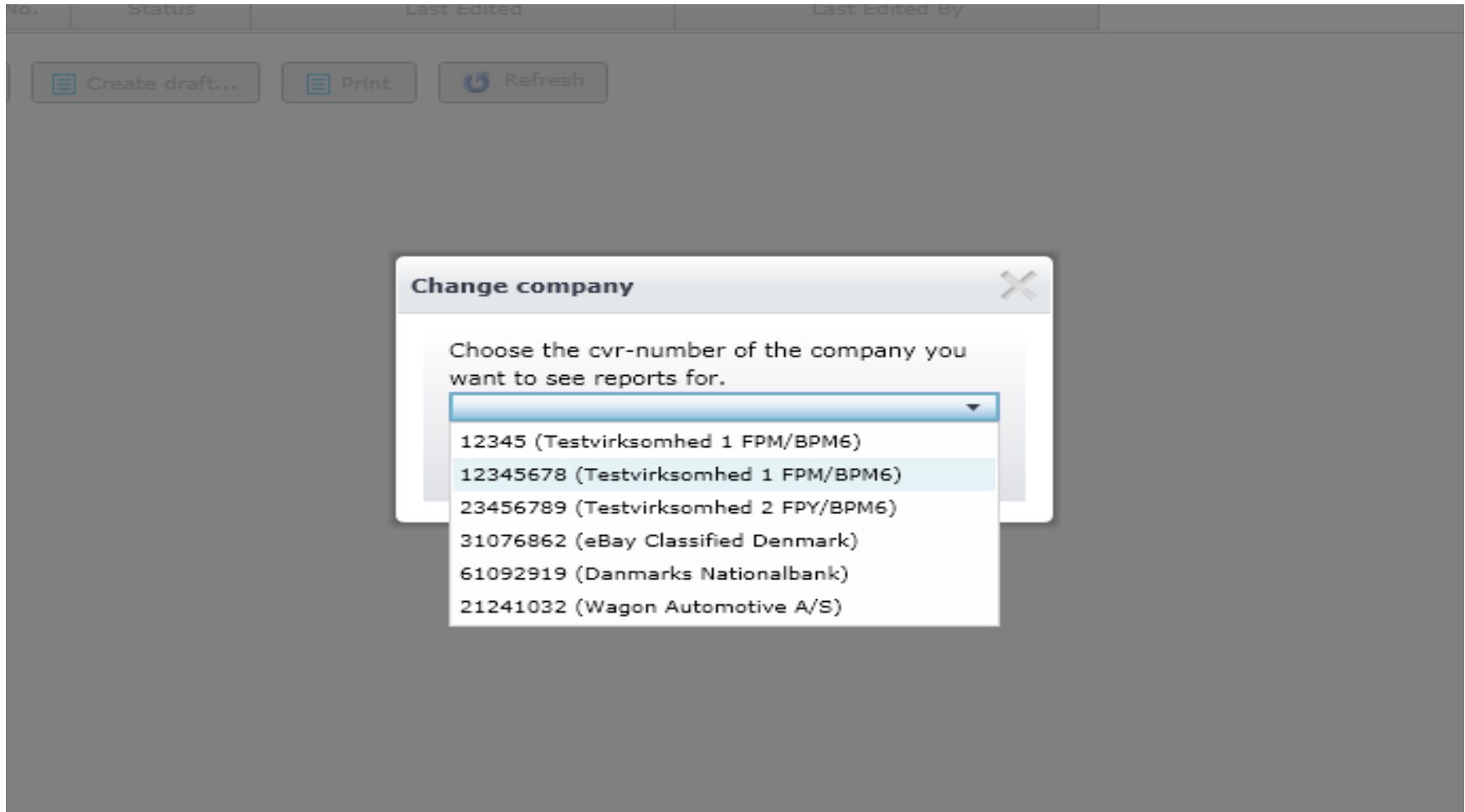
Report overview for Danmarks Nationalbank (61092919)

Send/Delete	Period	Serial No.	Status	Last Edited	Last Edited By
	201212	Draft		1/8/2013 22:38	Birthe Merethe Jensen
<input type="checkbox"/>	201210	Draft		1/8/2013 16:02	Britta Gaarde
	201206	14.0000	Approved		
	201207	1.0000	Approved		
	201208	3.0000	Approved		
	201209	12.0000	Approved		
	201210	17.0000	Approved		
	201211	2.0000	Approved		



Change company if you report for more than one - 2

Open the drop-down box. Select the company you want to report for

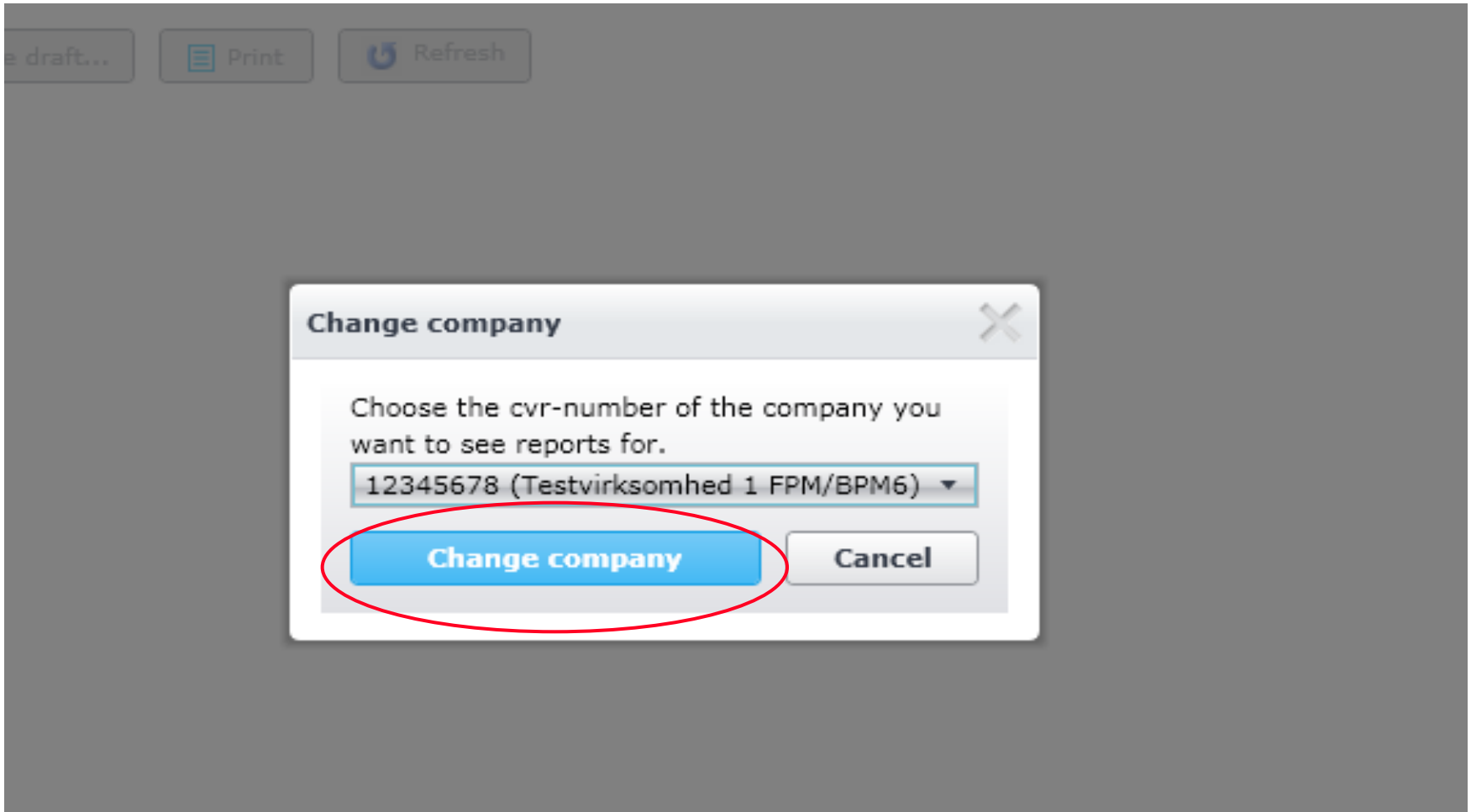


The screenshot shows a web application interface with a table at the top containing columns for 'No.', 'Status', 'Last Edited', and 'Last Edited By'. Below the table are three buttons: 'Create draft...', 'Print', and 'Refresh'. A modal dialog box titled 'Change company' is open in the center. The dialog box contains the text 'Choose the cvr-number of the company you want to see reports for.' and a list of companies with their CVR numbers and names. The list is as follows:

- 12345 (Testvirksomhed 1 FPM/BPM6)
- 12345678 (Testvirksomhed 1 FPM/BPM6)
- 23456789 (Testvirksomhed 2 FPY/BPM6)
- 31076862 (eBay Classified Denmark)
- 61092919 (Danmarks Nationalbank)
- 21241032 (Wagon Automotive A/S)

Change company if you report for more than one - 3

Select "Change company"



Change company if you report for more than one - 4

Now you are ready to report for the selected company



FIONA Online

Robert Wederkinck, Testvirksomhed 2 FPY/... | Mine områder ▾ [Log ud](#)

Secured area | Reports | Messages | New message | Save all errors as an xml file | Change company | På dansk | Help

Report overview for Testvirksomhed 1 FPM/BPM6 (12345678)

ERHVM/FPM

Send/Delete	Period	Serial No.	Status	Last Edited	Last Edited By
<input type="checkbox"/>	201209	Draft		1/7/2013 11:36	Robert Wederkinck
	201207	4.0000	Approved		
	201208	1.0000	Approved		
	201211	7.0002	Approved		



Danish or English data punctuation

In the English version data must be with English punctuation (and vice versa) to avoid errors. This message is show if you have entered/copied with wrong punctuation.

The screenshot shows the FIONA Online interface with a table of data. A dialog box titled "FIONA Online" is displayed in the foreground, warning the user about punctuation conversion. The dialog text reads: "Please, be aware that you have copied data with Danish punctuation (10.502,25) into a report with English punctuation (10,502.25). The punctuation will be converted to English punctuation and may be incorrect." An "OK" button is at the bottom of the dialog.

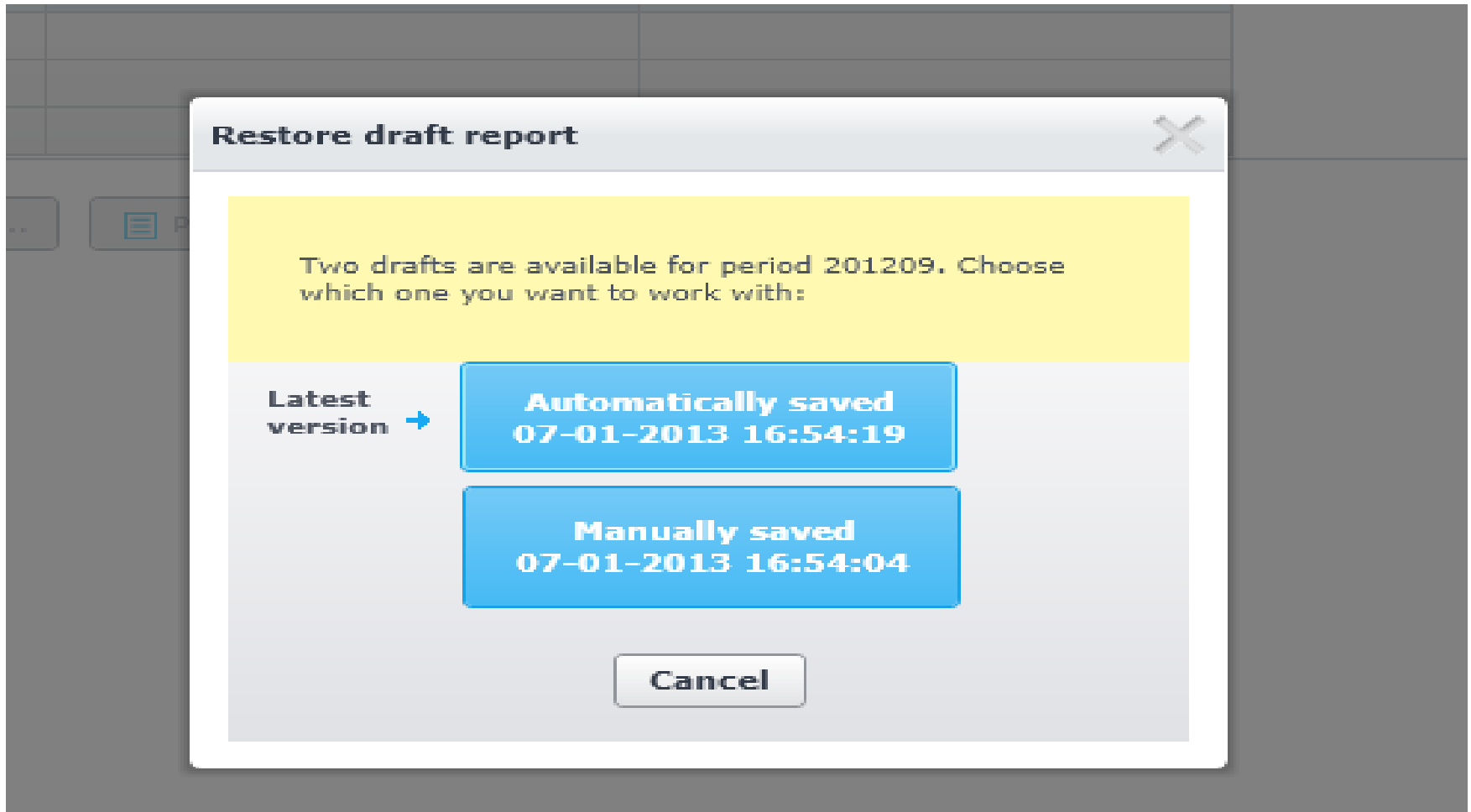
In the background, a table is visible with the following structure:

VirkData	F1	F2	AK1	AK2a	AK2b	OB1	OB2a	OB2b	REPO	AKU1	A
Changes during the reporting period											
20	Opening balance										
	Purchases/Sale		Price changes								
	27,345										

The value "27,345" in the table is circled in red. Below it, a red box contains the text "entered 27.345,25".

Select draft - 1

You may need to choose between automatically saved (i.a. interruption of work) or manually saved (saved by yourself). Date and time show when drafts were last saved.



Select draft -2

When you have selected the relevant draft, you are ready to continue

Secured area	Reports	Messages	New message	Save all errors
--------------	---------	----------	-------------	-----------------

ERHVM/FPM, draft for the period 201209

OBU2b	Derivater	LA	LP	LKK	OEA	OEP	FOEP	VirkDataAar	F1Aar	F2Aar	EKAa
masterdata	VirkData	F1	F2	AK1	AK2a	AK2b	OB1	OB2a	OB2b	REPO	AKU1

Master data - Information about the reporting enterprise

Enterprise registration (CVR) number	12345678
Reporting period (yyyymm)	201209
Serial number	1

Information about the department



Name	Testvirksomhed 1 FPM/BPM6
Street and number	
Postal code	
Postbox	
City	
Telephone number	

Several persons work on the same draft - 1

Example: A draft in the list is not created by you and you need to work on it. The red dot to the left indicates that it is locked for you to edit.

Secured area Reports Messages New message  Save

Report overview for Danmarks Nationalbank (61092919)

Send/Delete		Period	Serial No.	Status	Last Edited	Last Edited By
	<input type="checkbox"/>	201210	Draft		1/4/2013 16:24	Robert Wederkinck
		201202	Draft		12/13/2012 15:16	René Bergman
		201206	14.0000	Approved		
		201207	1.0000	Approved		
		201208	3.0000	Approved		
		201209	12.0000	Approved		
		201210	17.0000	Approved		
		201211	2.0000	Approved		

Several persons work on the same draft - 2

Unlock a draft by right clicking on it. The text box "Free draft to others" appears. Left click on it.

ERHVM/FPM


Send/Delete	Period	Serial No.	Status	Last Edited	Last Edited By
! <input type="checkbox"/>	201212	Draft		1/8/2013 14:50	Britta Gaarde
• <input type="checkbox"/>	201210	Draft		1/8/2013 16:02	Britta Gaarde
	201206	14.000	Approved		
	201207	1.0000	Approved		
	201208	3.0000	Approved		
	201209	12.0000	Approved		
	201210	17.0000	Approved		
	201211	2.0000	Approved		

Several persons work on the same draft - 3


Now there is a green dot to the left of the draft and you can open and edit it


Secured area
Reports
Messages
New message


Report overview for Danmarks Nationalbank (61092919)





	Send/Delete	Period	Serial No.	Status	Last Edited	Last Edited By
●	<input type="checkbox"/>	201210	Draft		1/4/2013 16:24	Robert Wederkinck
●	<input type="checkbox"/>	201202	Draft		12/13/2012 15:16	René Bergman
		201206	14.0000	Approved		
		201207	1.0000	Approved		
		201208	3.0000	Approved		
		201209	12.0000	Approved		
		201210	17.0000	Approved		
		201211	2.0000	Approved		

 Send draft(s)

 Delete draft(s)

 Create draft...

 Print

 Refresh

Explanation to columns in mouse-over texts

By pointing in the heading of a column the explanation is shown

ERHVM/FPM, draft for the period 201210

OBU2b	Derivater	LA	LP	LKK	OEA	OEP	FOEP	VirkDataAar	F1Aar	F2Aar	EKAa
masterdata	VirkData	F1	F2	AK1	AK2a	AK2b	OB1	OB2a	OB2b	REPO	AKU1

Form OB2b: Debt instruments without ISIN code - balance

	Identification of the debt instrument	Information about the debt instrument			Opening balance	Changes during the period	
	Internal code	Valuation principle	Accrued interest	Net transactions		Exchange-rate	
Codelist	-	L12	L30				
Debt instruments without ISIN code	1-DE	A ▼	J ▼	1,000,000	2,000,000	7,500	
Debt instruments without ISIN code	2-CN	M ▼	N ▼	2,000,000	-100,000	2,000	

The value of the debt instrument is inclusive of accrued interest (dirty prices) or exclusive of accrued interest (clean prices).

Select a code value from a list - 1

Fields with a black triangle indicate that you select the value from a code list

ERHVM/FPM, draft for the period 201210

OBU2b	Derivater	LA	LP	LKK	OEA	OEP	FOEP	VirkDataAar	F1Aar	F2Aar	EKAa	EKAa	EKAa	EKAa
masterdata	VirkData	F1	F2	AK1	AK2a	AK2b	OB1	OB2a	OB2b	REPO	AKU1	AKU2	AKU1	AKU2

Form Derivater: Financial derivatives

	Country	Sector	Underlying asset	Market value at the beginning of the reporting period	Net transactions
Codelist	L2	L4	L27		
Options					
Swaptions	▼	▼	▼		
Employee stock options	▼				
Options	▼	▼	▼		
Other options	▼	▼	▼		
Forward-type contracts					
Forward contracts	▼	▼	▼		
Futures	▼	▼	▼		

Select a code value from a list - 2

Click on the triangle to view the valid options. You can search in the list by entering the country in question (the example shows the column "Country")

ERHVM/FPM, draft for the period 201210

OBU2b	Derivater	LA	LP				
masterdata	VirkData	F1	F2	AD (Andorra)			
Form Derivater: Financial deriva				AE (United Arab Emirates)			
Codelist				AF (Afghanistan)			
Options				AG (Antigua and Barbuda)			
Swaptions				AI (Anguilla)			
Employee stock options				AL (Albania)			
Options				AM (Armenia)			
Other options				AN (Netherland Antilles)			
Forward-type contracts				AO (Angola)			
Forward contracts				AQ (Antarctic)			
Futures				AR (Argentina)			
				AS (Samoa, American)			
				AT (Austria)			
				AU (Australia)			
				AW (Aruba)			
				AX (Åland islands)			
				AZ (Azerbaijan)			
				BA (Bosnia & Herzegovina)			
				BB (Barbados)			

Select a code value from a list - 3

If Sweden is to the country, you enter SE. Sweden is marked. Select the code value by left clicking on it.

ERHVM/FPM, draft for the period 201210

OBU2b Derivater LA LP

masterdata VirkData F1 F2

Form Derivater: Financial derivative

Codelist	
Options	
Swaptions	
Employee stock options	
Options	
Other options	
Forward-type contracts	
Forward contracts	
Futures	

- PL (Poland)
- PM (St. Pierre and Miquelon)
- PN (Pitcairn)
- PR (Puerto Rico)
- PS (Palestine)
- PT (Portugal)
- PW (Palau)
- PY (Paraguay)
- QA (Qatar)
- RE (Reunion)
- RO (Rumania)
- RS (Serbia)
- RU (Russian Federation)
- RW (Rwanda)
- SA (Saudi Arabia)
- SB (Salomon Islands)
- SC (Seychelles)
- SD (Sudan)
- SE (Sweden)**

Aar EKAa EKAb

EPO AKU1 AKU2

Value at the of the period

Net transactions

Select a code value from a list - 4

Now Sweden selected as country

ERHVM/FPM, draft for the period 201210

OBU2b	Derivater	LA	LP	LKK	OEA	OEP	FOEP	VirkDataAar	F1Aar	F2Aar	EKAa	EKA b
masterdata	VirkData	F1	F2	AK1	AK2a	AK2b	OB1	OB2a	OB2b	REPO	AKU1	AKU2

Form Derivater: Financial derivatives

	Country	Sector	Underlying asset	Market value at the beginning of the reporting period	Net transactions
Codelist	L2	L4	L27		
Options					
Swaptions	▼	▼	▼		
Employee stock options	▼				
Options	SE ▼	▼	▼		
Other options	▼	▼	▼		
Forward-type contracts					
Forward contracts	▼	▼	▼		
Futures	▼	▼	▼		

Insert rows - 1

You can insert the number of rows you need by right clicking in a row type

ERHVM/FPM, draft for the period 201210

masterdata	VirkData	F1	F2	AK1	AK2a	AK2b	OB1	OB2a	OB2b	REPO	AKU1
OBU2b	Derivater	LA	LP	LKK	OEA	OEP	FOEP	VirkDataAar	F1Aar	F2Aar	EKAa

Form OEP: Other liabilities

	Country	Currency	Sector	Industry	Enterprise group relation
Codelist	L2	L3	L4	L5	L6
Unsettled security and currency trading	▼	▼			
Other liabilities	▼	▼	▼	▼	▼

- Insert empty row
- Insert empty rows
- Delete row
- Delete rows
- Paste
- Paste into selected row type
- Import CSV file into selected row type

Insert rows - 2

If you select "Insert empty row" you insert a single row

ERHVM/FPM, draft for the period 201210

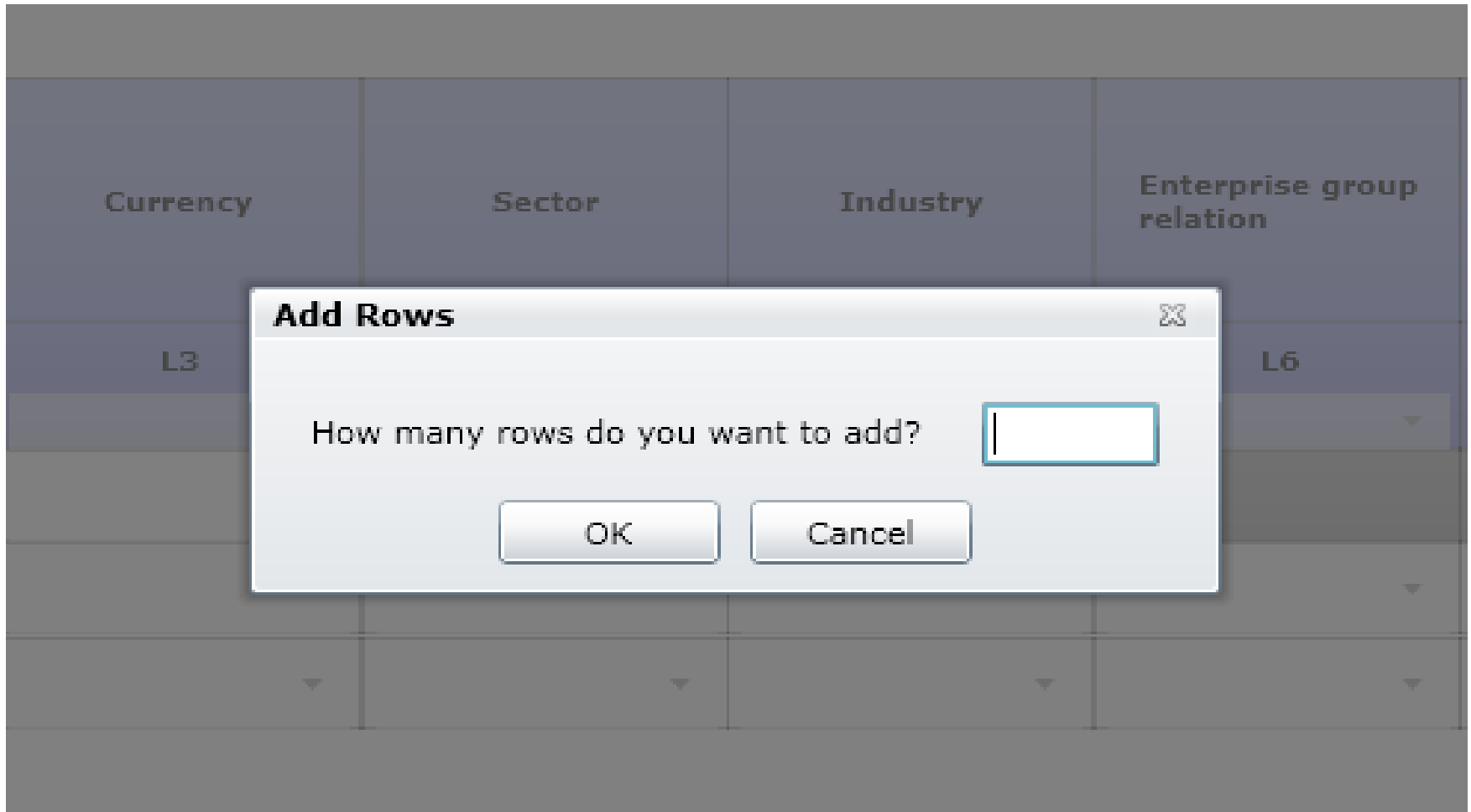
masterdata	VirkData	F1	F2	AK1	AK2a	AK2b	OB1	OB2a	OB2b	REPO	AKU1
OBU2b	Derivater	LA	LP	LKK	OEA	OEP	FOEP	VirkDataAar	F1Aar	F2Aar	EKAa

Form OEP: Other liabilities

	Country	Currency	Sector	Industry	Enterprise group relation
Codelist	L2	L3	L4	L5	L6
Unsettled security and currency trading	▼	▼	▼	▼	▼
Other liabilities	▼	▼	▼	▼	▼
Other liabilities	▼	▼	▼	▼	▼

Insert rows - 3

If you select "Insert empty rows" you enter how many rows you want and press OK



Insert rows - 4

Now the rows are inserted (in this case 6 rows)

masterdata	VirkData	F1	F2	AK1	AK2a	AK2b	OB1	OB2a	OB2b	REPO	AKU1
OBU2b	Derivater	LA	LP	LKK	OEA	OEP	FOEP	VirkDataAar	F1Aar	F2Aar	EKAa
		Country	Currency	Sector	Industry	Enterprise group relation					
Codelist	L2	L3	L4	L5	L6						
Unsettled security and currency trading											
Other liabilities											
Other liabilities											
Other liabilities											
Other liabilities											
Other liabilities											
Other liabilities											
Other liabilities											



Delete rows - 1

You can delete one row by right clicking on it and select "Delete row"

ERHVM/FPM, draft for the period 201209

OBU2b	Derivater	LA	LP	LKK	OEA	OEP	FOEP	VirkDataAar	F1Aar	F2Aar	EKA
masterdata	VirkData	F1	F2	AK1	AK2a	AK2b	OB1	OB2a	OB2b	REPO	AK
		Country		Currency		Sector		Industry		Enterprise group relation	
Codelist		L2		L3		L4		L5		L6	
Unsettled security and currency trading											
Other liabilities		GB		GBP		1110		CAZ		N	
Other liabilities		DE		EUR		1110		CAZ		N	
Other liabilities		FR		EUR		1110		CAZ		N	
Other liabilities		NO						CAZ		N	
Other liabilities		US						CAZ		N	
Other liabilities		LU						CAZ		N	
Other liabilities		NL						CAZ		N	

- Insert empty row
- Insert empty rows
- Delete row
- Delete rows
- Paste
- Paste into selected row type
- Import CSV file into selected row type

Delete rows - 2

Now the row is deleted (the row containing FR is gone)

ERHVM/FPM, draft for the period 201209

OBU2b	Derivater	LA	LP	LKK	OEA	OEP	FOEP	VirkDataAar	F1Aar
masterdata	VirkData	F1	F2	AK1	AK2a	AK2b	OB1	OB2a	OB2b
		Country		Currency		Sector		Industry	
Codelist		L2		L3		L4		L5	
Unsettled security and currency trading									
Other liabilities		GB		GBP		1110		CAZ	
Other liabilities		DE		EUR		1110		CAZ	
Other liabilities		NO		NOK		1110		CAZ	
Other liabilities		US		USD		1110		CAZ	
Other liabilities		LU		EUR		1110		CAZ	
Other liabilities		NL		EUR		1110		CAZ	



Delete rows - 3

You can delete several rows by marking them and right click. Select "Delete rows".

	Country	Currency	Sector
Codelist	L2	L3	L4
Unsettled security and currency trading			
Other liabilities	GB	GBP	1110
Other liabilities	DE	EUR	1110
Other liabilities	NO	NOK	1110
Other liabilities	US	USD	1110
Other liabilities	LU	EUR	1110
Other liabilities	N		

- Insert empty row
- Insert empty rows
- Delete row
- Delete rows**
- Paste
- Paste into selected row type
- Import CSV file into selected row type

Delete rows - 4

Now the marked rows are deleted

ERHVM/FPM, draft for the period 201209

OBU2b	Derivater	LA	LP	LKK	OEA	OEP	FOEP	VirkDataAar	F1Aar
masterdata	VirkData	F1	F2	AK1	AK2a	AK2b	OB1	OB2a	OB2b
		Country		Currency		Sector		Industry	
Codelist		L2		L3		L4		L5	
Unsettled security and currency trading		▼		▼		▼		▼	
Other liabilities		GB ▼		GBP ▼		1110 ▼		CAZ ▼	
Other liabilities		DE ▼		EUR ▼		1110 ▼		CAZ ▼	
Other liabilities		NL ▼		EUR ▼		1110 ▼		CAZ ▼	



Copy rows from Excel to forms with grey fields - 1

In a number of forms there are grey fields where no data must – or can – be reported, e.g. form Derivater

masterdata	VirkData	F1	F2	AK1	AK2a	AK2b	OB1	OB2a	OB2b	REPO	AKU1	AKU2
OBU2b	Derivater	LA	LP	LKK	OEA	OEP	FOEP	VirkDataAar	F1Aar	F2Aar	EKAa	EKA b

Form Derivater: Financial derivatives

	Country	Sector	Underlying asset	Market value at the beginning of the reporting period	Net transactions
Codelist	L2	L4	L27		
Options					
Swaptions					
Employee stock options					
Options					
Other options					
Forward-type contracts					
Forward contracts					
Futures					

Copy rows from Excel to forms with grey fields - 2

If you copy rows from e.g. a spreadsheet to the form, the cells for "Sector" and "Underlying asset" for the row "Employee stock options" must be blank

	Correct								
	Country	Sector	Underlying asset	Market value at the beginning of the reporting period	Net transactions	Price changes	Exchange-rate changes	Market value at the end of the reporting period	Free text
Swaptions	FR	1251	A	500	20	-10	40	550	
Employee stock option	GB			1200	100	200	-350	1150	
	Wrong								
	Country	Sector	Underlying asset	Market value at the beginning of the reporting period	Net transactions	Price changes	Exchange-rate changes	Market value at the end of the reporting period	Free text
Swaptions	FR	1251	A	500	20	-10	40	550	
Employee stock option	GB	1200	100	200	-350	1150			



Copy rows from Excel to forms with grey fields - 3

If you enter data from "Correct" in the previous slide the result is:

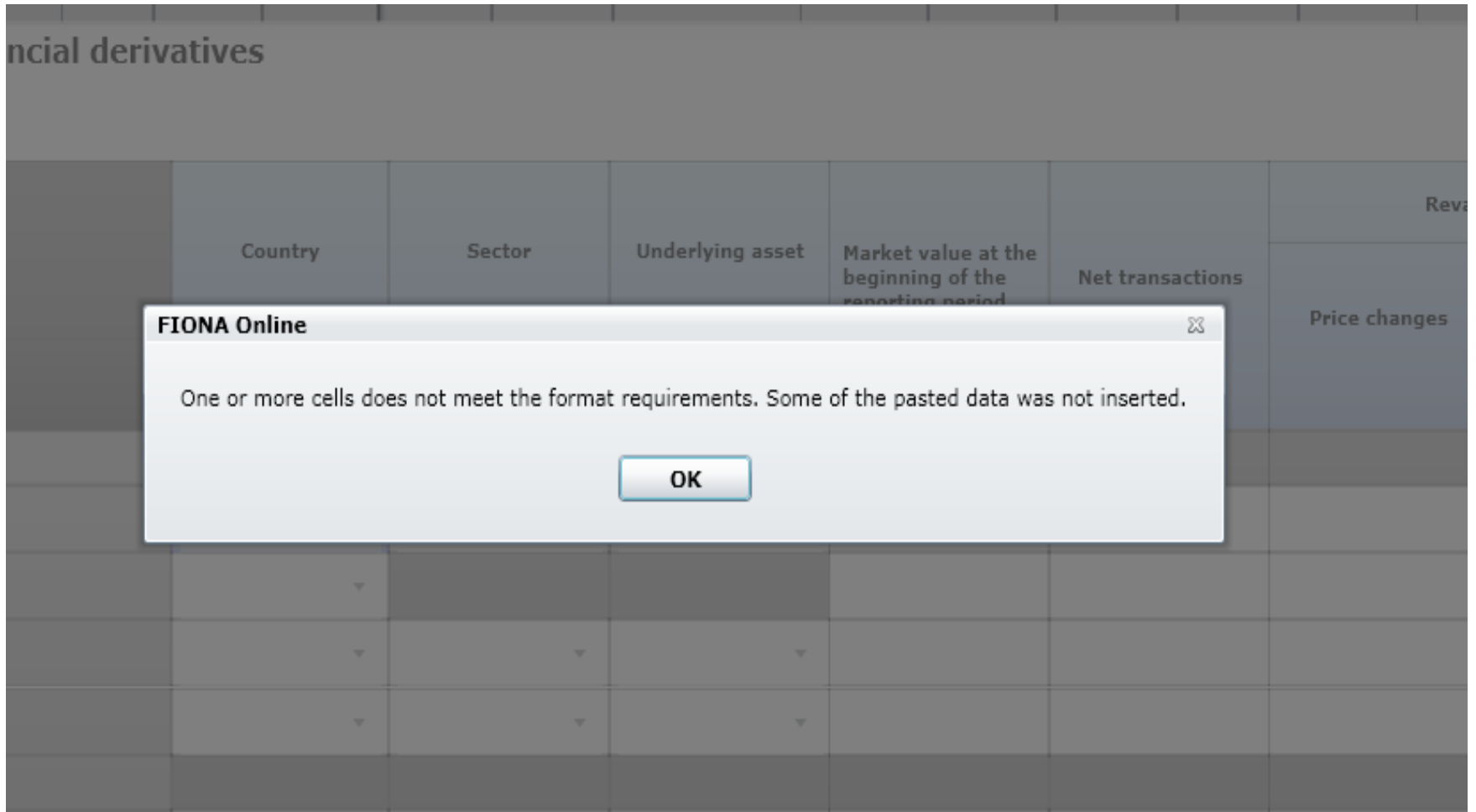
masterdata	VirkData	F1	F2	AK1	AK2a	AK2b	OB1	OB2a	OB2b	REPO	AKU1	AKU2	AKU3	OBU1	OBU2a
OBU2b	Derivater	LA	LP	LKK	OEA	OEP	FOEP	VirkDataAar	F1Aar	F2Aar	EKAa	EKA b	EKPa	EKPb	StoreTrans

Form Derivater: Financial derivatives

Codelist	Country	Sector	Underlying asset	Market value at the beginning of the reporting period	Net transactions	Revaluations	
	L2	L4	L27			Price changes	Exchange-rate changes
Options							
Swaptions	FR	1251	A	500	20	-10	40
Employee stock options	GB			1,200	100	200	-350
Options							
Other options							
Forward-type contracts							
Forward contracts							
Futures							

Copy rows from Excel to forms with grey fields - 4

... and this is the result if you enter data from "Wrong"



The screenshot shows a web interface for FIONA Online. A table with grey headers is visible. The headers include "Country", "Sector", "Underlying asset", "Market value at the beginning of the reporting period", "Net transactions", and "Price changes". A dialog box titled "FIONA Online" is overlaid on the table, displaying the message: "One or more cells does not meet the format requirements. Some of the pasted data was not inserted." with an "OK" button.

Country	Sector	Underlying asset	Market value at the beginning of the reporting period	Net transactions	Price changes

Copy rows from Excel to forms with grey fields - 5

... and data are not inserted in the form

masterdata	VirkData	F1	F2	AK1	AK2a	AK2b	OB1	OB2a	OB2b	REPO	AKU1	AKU2	AKU3	OBU1	OBU2a
OBU2b	Derivater	LA	LP	LKK	OEA	OEP	FOEP	VirkDataAar	F1Aar	F2Aar	EKAa	EKA b	EKPa	EKPb	StoreTrans
Form Derivater: Financial derivatives															
		Country	Sector	Underlying asset	Market value at the beginning of the reporting period	Net transactions	Revaluations								
Codelist		L2	L4	L27			Price changes	Exchange-rate changes							
Options															
Swaptions		▼	▼	▼											
Employee stock options		▼													
Options		▼	▼	▼											
Other options		▼	▼	▼											
Forward-type contracts															
Forward contracts		▼	▼	▼											
Futures		▼	▼	▼											

Filter rows to show only selected entries - 1

Press the triangle in the row for code list/option to open the list of code values in the column

Form OEP: Other liabilities

	Country	Currency	Sector	Industry
Codelist	L2	L3	L4	L5
Unsettled security and currency trading	▼	▼	▼	▼
Other liabilities	GB	<input type="checkbox"/> GBP <input type="checkbox"/> EUR <input type="checkbox"/> USD	1110	CAZ
Other liabilities	DE	EUR	1110	CAZ
Other liabilities	FR	EUR	1110	CAZ
Other liabilities	US	USD	1110	CAZ
Other liabilities	LU	EUR	1110	CAZ
Other liabilities	NL	EUR	1110	CAZ

Filter rows to show only selected entries - 2

Select e.g. EUR if you want to see only rows with currency = euro.
Then click in a random field.

masterdata	VirkData	F1	F2	AK1	AK2a	AK2b	OB1	OB2a	OB2b
OBU2b	Derivater	LA	LP	LKK	OEA	OEP	FOEP	VirkDataAar	F1Aar
Form OEP: Other liabilities									
	Country	Currency	Sector	Industry					
Codelist	L2	L3	L4	L5					
Unsettled security and currency trading		<input type="checkbox"/> GBP <input checked="" type="checkbox"/> EUR <input type="checkbox"/> USD							
Other liabilities	GB		1110	CAZ					
Other liabilities	DE	EUR	1110	CAZ					
Other liabilities	FR	EUR	1110	CAZ					
Other liabilities	US	USD	1110	CAZ					
Other liabilities	LU	EUR	1110	CAZ					
Other liabilities	NL	EUR	1110	CAZ					

Filter rows to show only selected entries - 3

Now only rows with currency = EUR are shown and in the row for code list/option EUR appears

masterdata	VirkData	F1	F2	AK1	AK2a	AK2b	OB1	OB2a	OB2b
OBU2b	Derivater	LA	LP	LKK	OEA	OEP	FOEP	VirkDataAar	F1Aar

Form OEP: Other liabilities

	Country	Currency	Sector	Industry
Codelist	L2	L3	L4	L5
	▼	EUR	▼	▼
Unsettled security and currency trading	▼	▼		
Other liabilities	DE ▼	EUR ▼	1110 ▼	CAZ ▼
Other liabilities	FR ▼	EUR ▼	1110 ▼	CAZ ▼
Other liabilities	LU ▼	EUR ▼	1110 ▼	CAZ ▼
Other liabilities	NL ▼	EUR ▼	1110 ▼	CAZ ▼

Filter rows to show only selected entries - 4

To show all rows again, remove the tick from EUR and click in a random field

masterdata	VirkData	F1	F2	AK1	AK2a	AK2b	OB1	OB2a	OB2b
OBU2b	Derivater	LA	LP	LKK	OEA	OEP	FOEP	VirkDataAar	F1Aar

Form OEP: Other liabilities

	Country	Currency	Sector	Industry
Codelist	L2	L3	L4	L5
Unsettled security and currency trading		EUR		
Other liabilities	DE	<input type="checkbox"/> GBP <input checked="" type="checkbox"/> EUR <input type="checkbox"/> USD	1110	CAZ
Other liabilities	FR	EUR	1110	CAZ
Other liabilities	LU	EUR	1110	CAZ
Other liabilities	NL	EUR	1110	CAZ

Filter rows to show only selected entries - 5

Now all rows are shown again and there is no value in the row for code list/option

masterdata	VirkData	F1	F2	AK1	AK2a	AK2b	OB1	OB2a	OB2b
OBU2b	Derivater	LA	LP	LKK	OEA	OEP	FOEP	VirkDataAar	F1Aar

Form OEP: Other liabilities

	Country	Currency	Sector	Industry
Codelist	L2	L3	L4	L5
Unsettled security and currency trading				
Other liabilities	GB	GBP	1110	CAZ
Other liabilities	DE	EUR	1110	CAZ
Other liabilities	FR	EUR	1110	CAZ
Other liabilities	US	USD	1110	CAZ
Other liabilities	LU	EUR	1110	CAZ
Other liabilities	NL	EUR	1110	CAZ

Keeping the column headings in forms with many rows

- If your report contains forms with more rows than you can see on your screen, and you want to scroll down, you can either use the arrows on your keyboard or your mouse:
- If you use the **arrows** on your keyboards the headings of the columns remain visible at the top at all times
- But if you use your mouse or the scrollbar to the right in the form, the column headings will scroll upwards and disappear (we are working on a solution)