

Assigning powers of attorney in the Danish FSA's OAM system and how to use authorisation powers

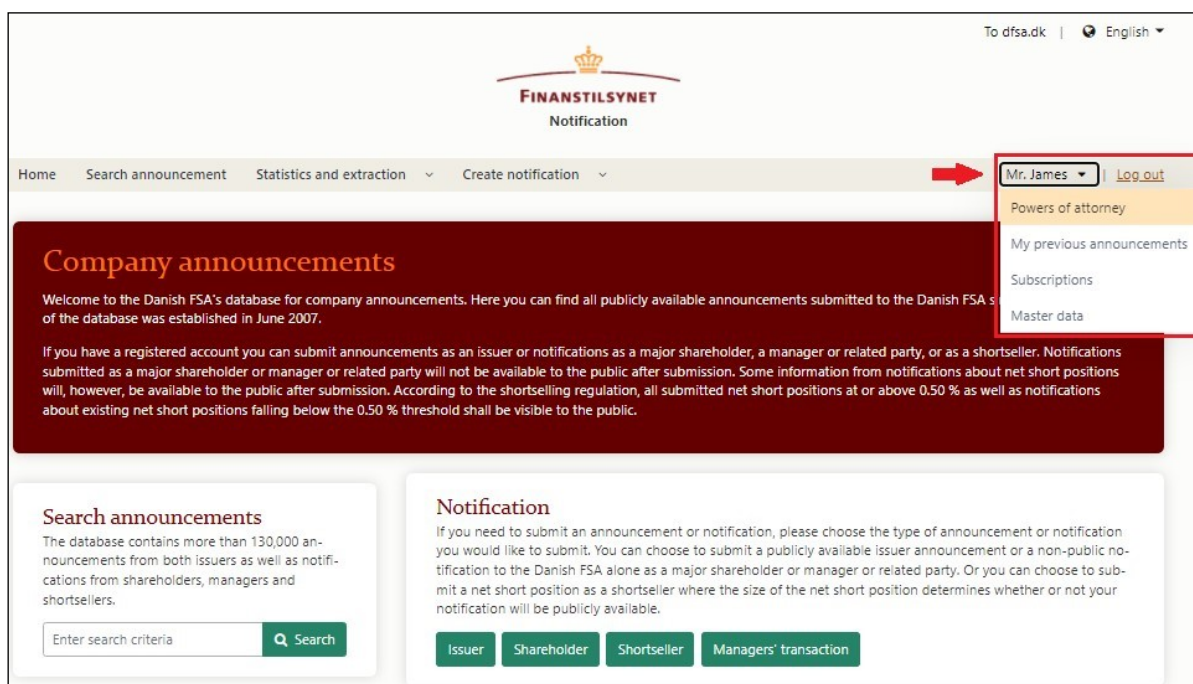
How to grant other users or companies authorisation to report on your or your company's behalf

Once you or your company have been registered in the Danish FSA's OAM system, you have the option to assign a technical submission authorisation, i.e. power of attorney, to a reporting party of your choice. Please note that this reporting party of your choice also needs to have a registered user account or be a registered company in the OAM system.

Firstly, you need to know the relevant user account's or company's unique ID¹ in the OAM system before you can assign this person or company as a reporting party that will be able to submit announcements and notifications on your or your company's behalf. Please note that technical powers of attorney can only be granted to either a personal user account or a company if the reporting party of your choice is either a person or a firm, respectively.

That is, personal user accounts have their own unique ID, which should be used to grant power of attorney to this person. Employee user accounts that are associated with a company also have their own unique IDs; however, employee user accounts cannot be granted powers of attorney individually. Instead, powers of attorney can only be granted to the company, in which case all employee user accounts that are associated with this specific company automatically will be granted power of attorney.

Thus, if you don't know the unique ID of the reporting party of your choice, you need to ask the relevant person or company about their unique ID. When you know the unique ID of the person or company that you wish to assign as a reporting party, go to 'Powers of attorney' in the user menu.



The screenshot displays the Danish FSA's OAM system interface. At the top, the logo for FINANSTILSYNET is visible, along with the text 'Notification'. The navigation bar includes links for 'Home', 'Search announcement', 'Statistics and extraction', and 'Create notification'. A user menu for 'Mr. James' is open, showing options for 'Log out', 'Powers of attorney', 'My previous announcements', 'Subscriptions', and 'Master data'. The main content area features a 'Company announcements' section with a welcome message and a 'Notification' section with a search bar and buttons for 'Issuer', 'Shareholder', 'Shortseller', and 'Managers' transaction'.

¹ A description of/guide to the new unique IDs in the OAM-system can be found at <https://dfsa.dk/oam>

From this page, you can see all your powers of attorney; you can see all powers of attorney that you or your company *have granted to others*, and you can see all powers of attorney that *have been granted to you or your company* as well. Furthermore, you can see whether the listed powers of attorney are active or not, and from here you are also able to deactivate the powers of attorney that you or your company have granted to others.²

Click 'Grant' in order to grant others a technical power of attorney in the OAM system.

² Likewise, a power of attorney that *has been granted to you or your company* can only be deactivated by the person or company that has granted you or your company this power of attorney.

Here you will need to state the unique ID of the user account or company that you wish to grant power of attorney to. Remember that it is the company's unique ID you will have to use here if you want to grant power of attorney to a company (and *not* the unique IDs of the individual users associated with this company). When submitting a valid unique ID, you will be able to see basic information about the person or company that you are about to grant power of attorney.

Grant power of attorney to others ✕

Unique ID * ?

Company name Company 1

Address Århusgade 110

National business ID 87654321

***It is possible to grant power of attorney to personal users who do not represent a company and / or to companies and their affiliated users. When granting a power of attorney to a company, all users associated with that company receive a power of attorney to report on behalf of you or your company. When a company or employee from a company is to be granted a power of attorney, it is the company's unique ID that must be used. Employees associated with a company also have unique user IDs, but it is the company's own unique ID that must be used when granting a power of attorney.*

Cancel
Grant

If everything looks okay, press 'Grant' and the person or company in question will now have authorisation to submit announcements and notifications on your or your company's behalf.

Power of attorney

Power of attorneys granted to others ?

Grant ?

Unique ID ?	Assigned to ?	Status ?	Created date ?	Created by ?	Last used ?
U000504	Adam Smith	Active	23-11-2021 10:20:43	Mr. James	Deactivate ?

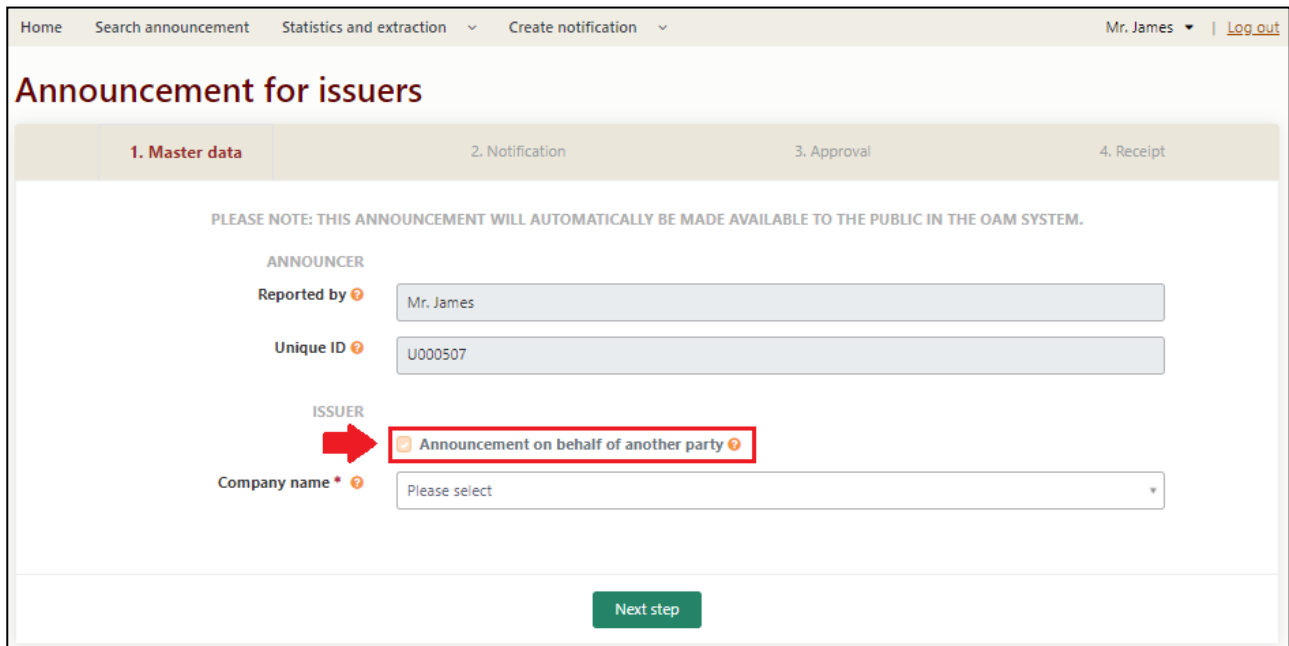
|◀
◀
1 / 1
 ▶
▶|
25
items: 1

Powers of attorney granted to this user ?

Unique ID ?	Assigned on behalf of ?	Status ?	Created date ?	Created by ?	Last used ?
U000506	Company 1	Active	23-11-2021 10:21:30	Adam Smith	

How to use a power of attorney to submit on others' behalf

When you want to exercise your authorisation rights, you must look for the boxes you are able to tick off at the start of each type of announcement or notification you are about to submit.



Home Search announcement Statistics and extraction Create notification Mr. James | Log out

Announcement for issuers

1. Master data 2. Notification 3. Approval 4. Receipt

PLEASE NOTE: THIS ANNOUNCEMENT WILL AUTOMATICALLY BE MADE AVAILABLE TO THE PUBLIC IN THE OAM SYSTEM.

ANNOUNCER

Reported by

Unique ID

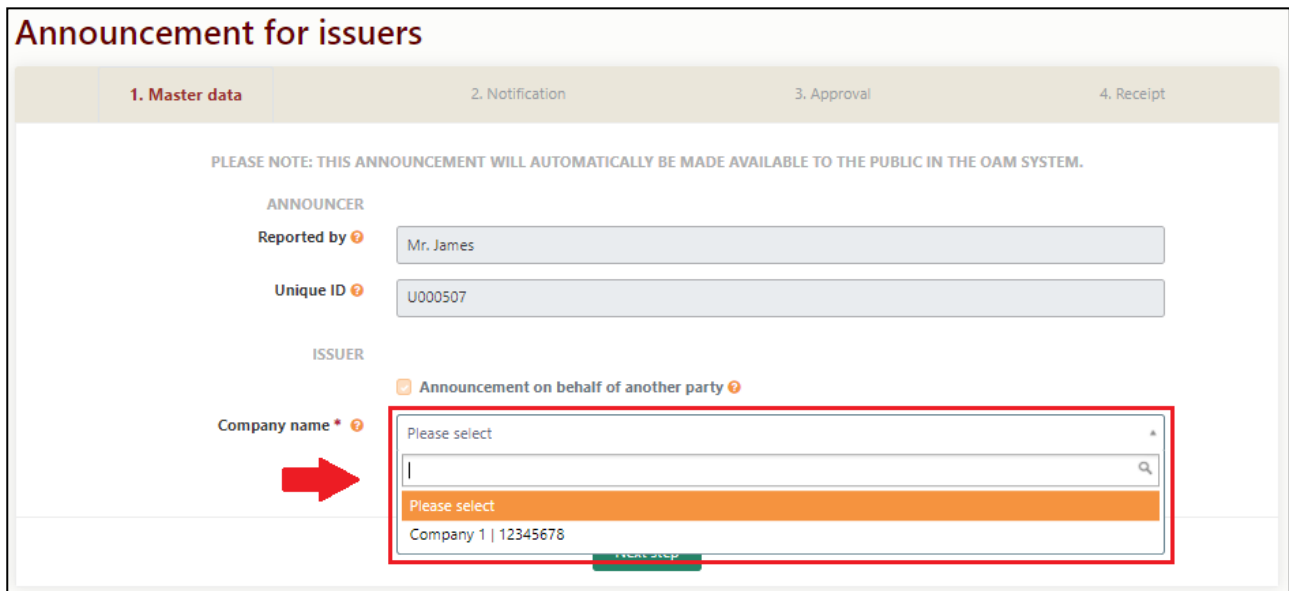
ISSUER

Announcement on behalf of another party

Company name *

Next step

This way, you will be able to select from a dropdown list the person or company you have been granted power of attorney by in order to submit announcements and notifications on their behalf.



Home Search announcement Statistics and extraction Create notification Mr. James | Log out

Announcement for issuers

1. Master data 2. Notification 3. Approval 4. Receipt

PLEASE NOTE: THIS ANNOUNCEMENT WILL AUTOMATICALLY BE MADE AVAILABLE TO THE PUBLIC IN THE OAM SYSTEM.

ANNOUNCER

Reported by

Unique ID

ISSUER

Announcement on behalf of another party

Company name *

Please select
Please select
Company 1 | 12345678

Next step

Lawyers' special rights when it comes to powers of attorney

If your company has been granted “lawyer rights” by the Danish FSA in the OAM system, you will have the special ability to assign powers of attorney to your own company on others' behalf.

Only law firms with Danish national business IDs that are registered with the correct industry code³ in the Danish Business Register (CVR) are able to apply for lawyer rights in the OAM system. The OAM system automatically detects whether these criteria are met when a company is registered in the system. Only then, users associated with this company will be able to apply for lawyer rights. Lawyer rights are then assigned not to the individual user account(s), but to all the user accounts associated with this law firm.

Power of attorney

Granted to others

Grant

Unique ID	Assigned to	Status	Created date	Created by	Last announced
-----------	-------------	--------	--------------	------------	----------------

1 / 1 25

Powers of attorney granted to this user

Grant

Unique ID	Assigned by	Status	Created date	Created by	Last announced
U000281	Globeteam A/S	Active	16-09-2021 16:30:19	Theon Schultz	Cancel
U000307	UK Person	Active	20-09-2021 14:05:58	Theon Schultz	Cancel
U000315	dk company	Active	20-09-2021 15:55:49	Theon Schultz	Cancel
U000309	Jersey Company	Active	21-09-2021 10:21:39	Tycho Jessen	Cancel
U000370	Vikrambhadan123	Active	22-09-2021 08:24:00	Mr. James	Cancel

1 / 1 25 items: 5

However, as a lawyer, you must, just like users that wish to grant power of attorney to others, also know your clients' unique IDs before you can authorise yourself to submit announcements and notifications on their behalf. Thus, before you can act as a lawyer and exercise your lawyer rights, your clients must be registered as users or companies in the OAM system, and you must know their unique IDs.

³All authorised law firms have the same industry code in the national Danish Business Register (CVR).